

Square Long Door Pulls



DESCRIPTION

PRODUCT
CODE

CASE

48" Square Long Door Pull, Single-Sided	PL-1SQ48	4
48" Square Long Door Pull, Double-Sided	PL-2SQ48	4
72" Square Long Door Pull, Single-Sided	PL-1SQ72	4
72" Square Long Door Pull, Double-Sided	PL-2SQ72	4

Finishes

26 Polished Chrome
32D Satin Stainless
FBL Flat Black

Mounting

Single sided applications—
concealed surface mounted or
thru-bolt mounted with decora-
tive caps

Door Thickness

½" - 2 ¼"

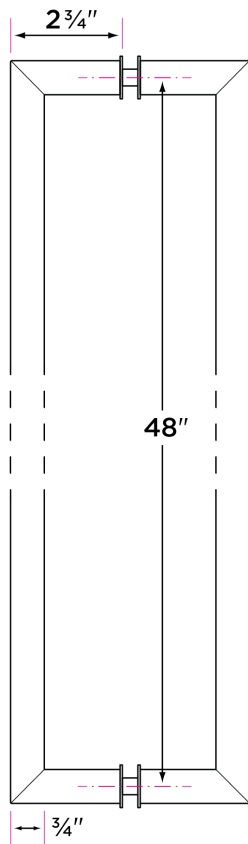
Hole Spacing

48" center to center hole spac-
ing for 48" pull
72" center to center hole spac-
ing for 72" pull

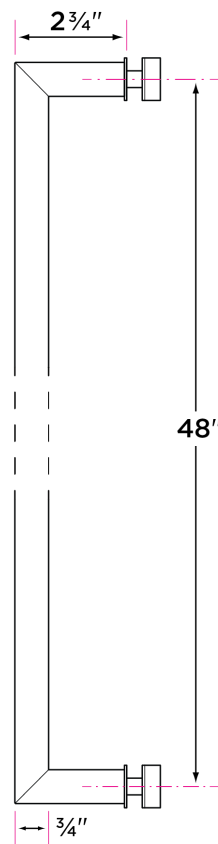
Material

304 Stainless steel
1.9mm thick

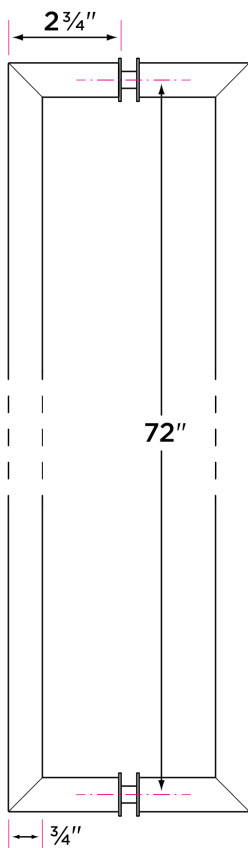
PL-2SQ48



PL-1SQ48



PL-2SQ72



PL-1SQ72

